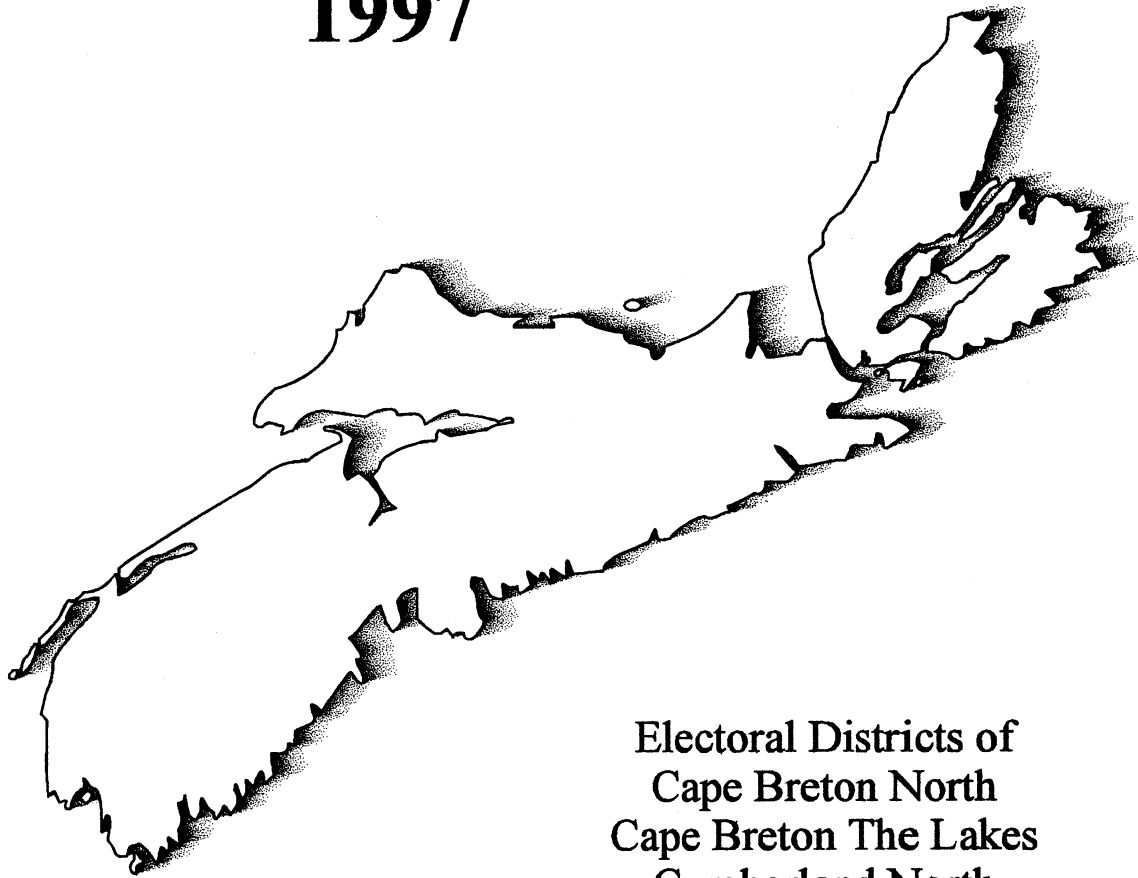


BY-ELECTION RETURNS 1997



**Electoral Districts of
Cape Breton North
Cape Breton The Lakes
Cumberland North
Halifax Citadel**


NOVA SCOTIA

Return of By-Elections for the House of Assembly - 1997

Electoral District of Cape Breton North

Return of By-Election to fill the vacancy in the representation of the Electoral District of Cape Breton North caused by the resignation of Ron Stewart.

Electoral District of Cape Breton The Lakes

Return of By-Election to fill the vacancy in the representation of the Electoral District of Cape Breton The Lakes caused by the resignation of Bernie Boudreau.

Electoral District of Cumberland North

Return of By-Election to fill the vacancy in the representation of the Electoral District of Cumberland North caused by the resignation of Ross Bragg.

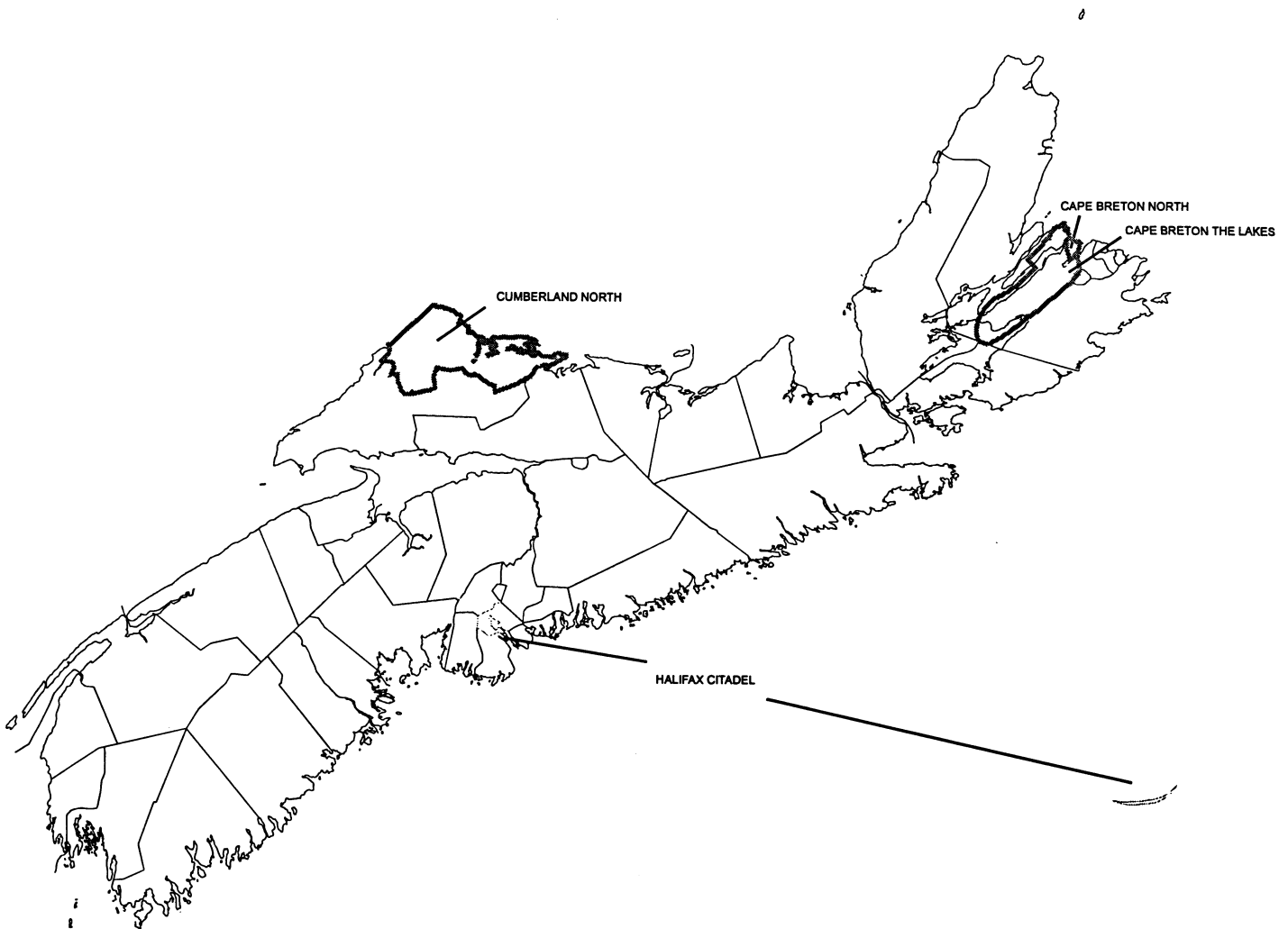
Electoral District of Halifax Citadel

Return of By-Election to fill the vacancy in the representation of the Electoral District of Halifax Citadel caused by the resignation of Terry Donahoe.

Writs issued	- Cumberland North - Cape Breton North - Cape Breton The Lakes - Halifax Citadel	- May 7, 1997 - September 26, 1997 - September 26, 1997 - September 26, 1997
Nomination day		- October 21, 1997
Ordinary polling day		- November 4, 1997
Returning Officers	- Cape Breton North - Cape Breton The Lakes - Cumberland North - Halifax Citadel	- Alden MacLeod - John Newell - Ralph Wightman - Arthur Hare
Chief Electoral Officer		- Janet Willwerth (Acting)

PROVINCIAL ELECTORAL DISTRICTS OF

CAPE BRETON NORTH CAPE BRETON THE LAKES CUMBERLAND NORTH HALIFAX CITADEL



This map represents approximate electoral district boundaries.

ELECTION RETURNS, 1997

(07) CAPE BRETON NORTH

Polling Station No.	Location of Polling Station	No. of Names on Official List	Total voted (Including Rejected)	Danny Laffin (PC)	Archie MacKinnon (NDP)	Russell MacLellan (Lib.)	Rejected Ballots
1	Northside Guest Home	116	55	9	13	32	1
2	N.Sydney Firemans Club	287	199	16	54	129	0
3	N.Sydney Firemans Club	147	94	8	11	74	1
4	N.Sydney Firemans Club	259	159	6	40	113	0
5	N.Sydney Firemans Club	229	133	9	43	81	0
6	N.Sydney Firemans Club	53	39	2	16	21	0
7	N.Sydney Firemans Club	104	58	6	25	27	0
8	N.Sydney Firemans Club	167	90	3	29	58	0
9	Senior Citizens Club	179	93	21	32	40	0
10	Senior Citizens Club	134	79	10	16	53	0
11	Senior Citizens Club	186	120	11	25	84	0
12	Senior Citizens Club	249	161	20	29	112	0
13	Senior Citizens Club	176	121	4	27	90	0
14	Senior Citizens Club	170	111	3	56	50	2
15	N. Sydney Firemans Club	179	100	11	26	62	1
16	N. Sydney Firemans Club	234	138	17	49	71	1
17	N. Sydney Firemans Club	184	102	8	29	62	3
18	K.O.C. Hall	196	95	15	31	48	1
19	K.O.C. Hall	301	181	18	58	105	0
20	K.O.C. Hall	249	136	16	53	65	2
21	K.O.C. Hall	173	100	5	19	75	1
22	K.O.C. Hall	183	91	5	26	60	0
23	K.O.C. Hall	154	85	9	24	52	0
24	North Star Inn	194	94	11	31	52	0

ELECTION RETURNS, 1997

(07) CAPE BRETON NORTH

Polling Station No.	Location of Polling Station	No. of Names on Official List	Total voted (Including Rejected)	Danny Laffin (PC)	Archie MacKinnon (NDP)	Russell MacLellan (Lib.)	Rejected Ballots
25	Our Lady of Sorrows Hall	206	131	6	49	75	1
26	North Star Inn	152	85	10	28	47	0
27	St. Pius X Parish Hall	312	195	14	48	130	3
28	Sydney Mines Firemans Club	162	115	6	37	71	1
29	St. Pius X Parish Hall	208	155	20	24	111	0
30	St. Pius X Parish Hall	177	105	16	23	66	0
31	St. Pius X Parish Hall	203	108	7	27	72	2
32	St. Pius X Parish Hall	227	130	9	42	78	1
33	St. Pius X Parish Hall	398	270	20	114	135	1
34	Firemans Club	209	119	6	26	86	1
35	Firemans Club	78	50	5	10	34	1
36	Firemans Club	205	138	7	28	102	1
37	Harbourview	34	25	3	9	13	0
38	Firemens Club	182	115	7	31	76	1
39	Firemens Club	200	99	4	43	52	0
39A	Miner's Memorial Manor	36	18	0	1	16	1
40	Firemens Club	234	127	2	50	75	0
41	Firemens Club	173	107	4	43	60	0
42	Leisure Services	208	126	10	57	59	0
43	Firemens Club	149	87	9	36	42	0
44	Leisure Services	187	129	8	62	58	1
45	Leisure Services	155	88	5	41	41	1
46	Leisure Services	118	70	4	39	27	0
47	St. Pius X Parish Hall	92	62	6	36	19	1

ELECTION RETURNS, 1997

(07) CAPE BRETON NORTH

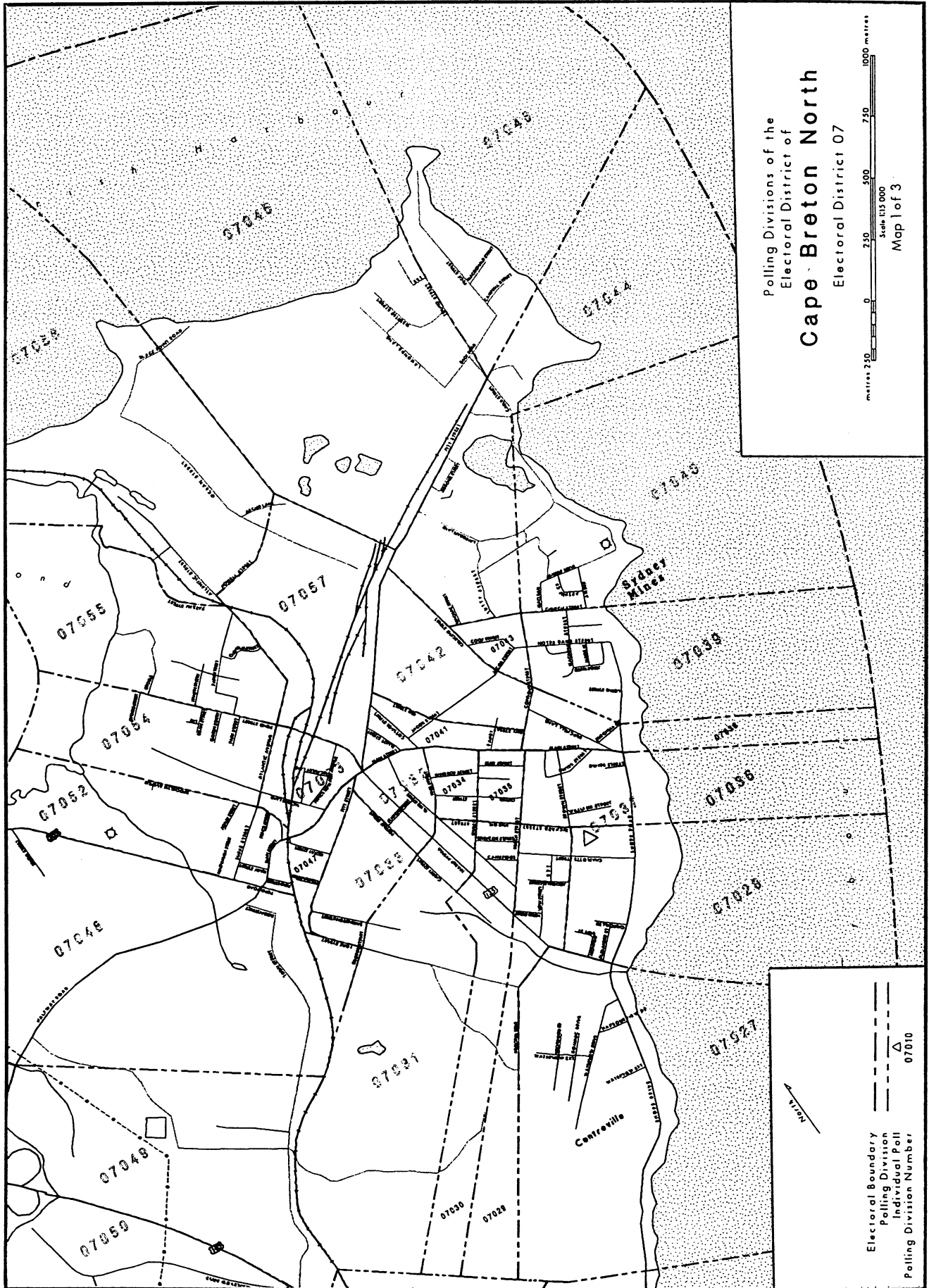
Polling Station No.	Location of Polling Station	No. of Names on Official List	Total voted (Including Rejected)	Danny Laffin (PC)	Archie MacKinnon (NDP)	Russell MacLellan (Lib.)	Rejected Ballots
48	St. Pius X Parish Hall	346	195	14	75	104	2
49	St. Pius X Parish Hall	156	122	10	30	82	0
50	Our Lady of Sorrows Hall	129	103	9	43	50	1
51	Our Lady of Sorrows Hall	174	127	8	51	67	1
52	St. Pius X Parish Hall	246	166	5	67	92	2
53	St. Pius X Parish Hall	160	103	9	35	57	2
54	Leisure Services	218	131	7	50	74	0
55	Leisure Services	224	122	2	59	60	1
56	Leisure Services	234	143	18	94	29	2
57	Leisure Services	189	113	4	55	52	2
58	Florence Fire Hall	115	91	9	35	47	0
59	Florence Fire Hall	204	135	15	54	66	0
60	Florence Fire Hall	171	107	9	47	51	0
61	Florence Fire Hall	199	96	5	45	46	0
62	Florence Fire Hall	298	188	20	93	74	1
63	Florence Fire Hall	127	91	12	51	28	0
64	Florence Fire Hall	181	120	9	51	60	0
Special Poll							
	6 Fraser Ave., Sydney Mines	-	162	31	48	80	3
Advance Polls							
	North Sydney	-	357	73	58	224	2
	Sydney Mines	-	478	52	150	274	2
	Florence	-	84	7	29	48	0

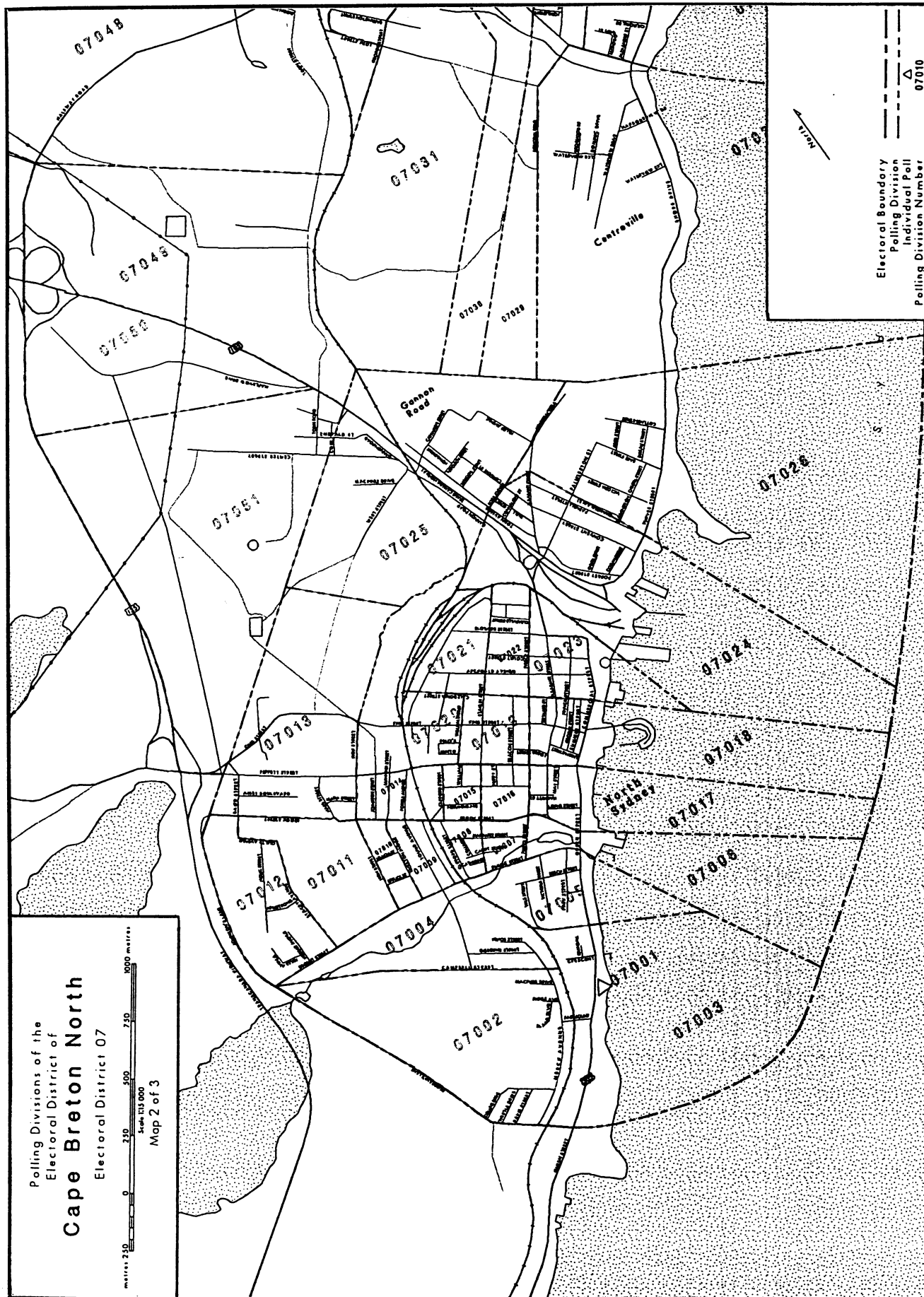
ELECTION RETURNS, 1997

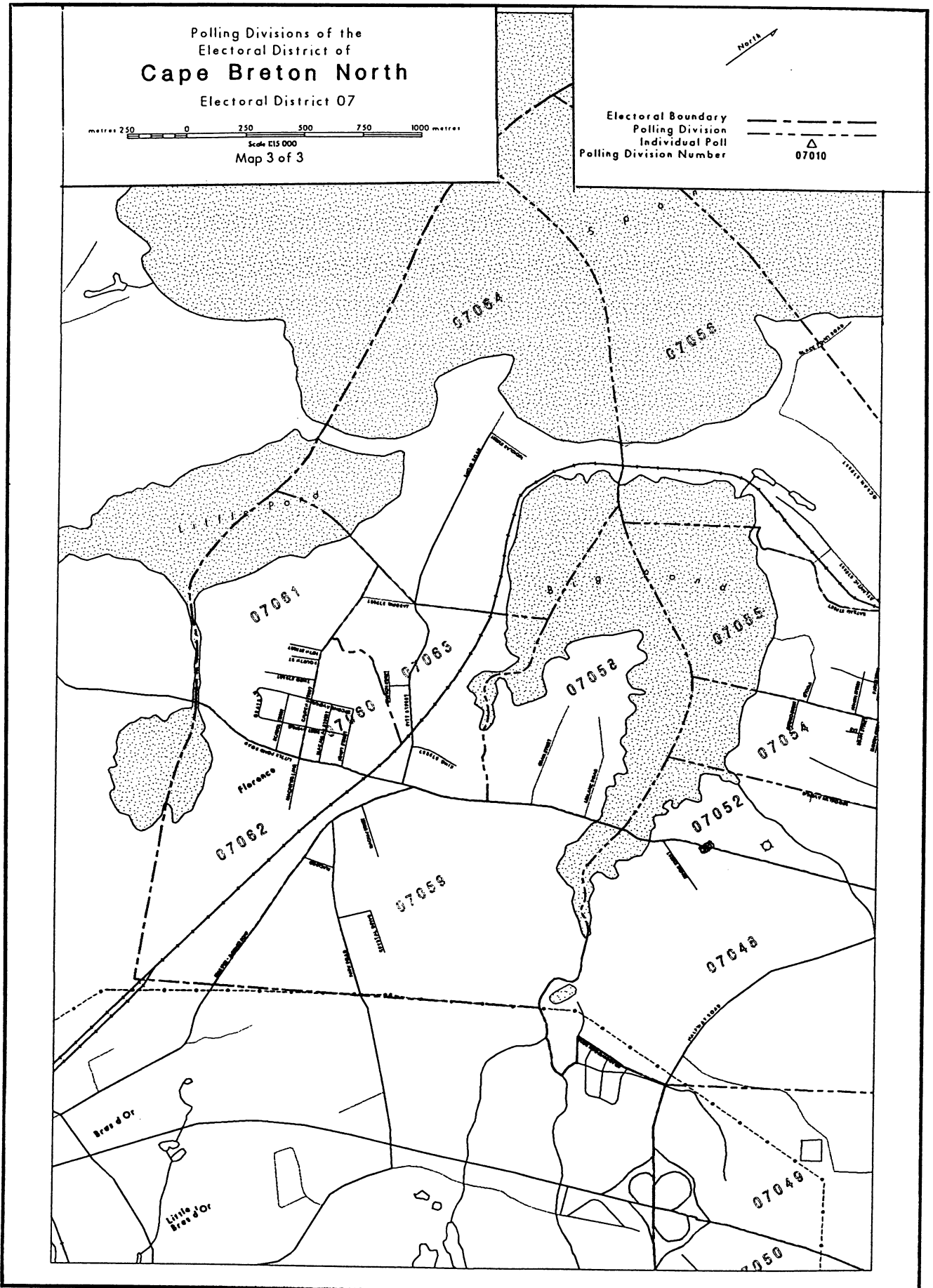
(07) CAPE BRETON NORTH

Polling Station No.	Location of Polling Station	No. of Names on Official List	Total voted (Including Rejected)	Danny Laffin (PC)	Archie MacKinnon (NDP)	Russell MacLellan (Lib.)	Rejected Ballots
65	Totals:	12,179	8,522	759	2,886	4,826	51
	Percentage of Valid Votes Cast			9.00%	34.10%	57.00%	

Majority for Russell MacLellan - 1,940







ELECTION RETURNS, 1997

(10) CAPE BRETON THE LAKES

Polling Station No.	Location of Polling Station	No. of Names on Official List	Total voted (Including Rejected)	Rollie Clarke (PC)	Allan Henderson (Lib)	Helen MacDonald (NDP)	Rejected Ballots
1	Edwardsville WINS Hall	163	86	9	41	36	0
2	Edwardsville WINS Hall	236	137	7	55	75	0
3	Edwardsville WINS Hall	150	87	14	26	47	0
4	Holy Rosary Hall - Westmount	396	238	25	103	109	1
5	Holy Rosary Hall - Westmount	222	114	5	60	49	0
6	Holy Rosary Hall - Westmount	329	190	19	84	86	1
7	Holy Rosary Hall - Westmount	237	140	10	67	63	0
8	Holy Rosary Hall - Westmount	199	126	18	51	56	1
9	Holy Rosary Hall - Westmount	368	190	18	95	77	0
10A	Coxheath Fire Hall	346	224	22	115	87	0
10B	Coxheath Fire Hall	370	223	17	98	106	2
11	Coxheath Fire Hall	279	163	24	77	62	0
12	Coxheath Fire Hall	355	237	23	112	100	2
13	Frenchvale Fire Hall	224	96	11	35	47	3
14	Frenchvale Fire Hall	337	191	18	78	95	0
15	Keltic Cres Seniors - Coxheath	171	90	20	50	20	0
16	Coxheath Fire Hall	109	60	5	28	25	2
17A	Knox United, Blackettes Lake	198	141	7	84	50	0
17B	Knox United, Blackettes Lake	314	226	16	143	65	2
18	Alder Point Community Hall	220	129	14	45	70	0
19	Alder Point Community Hall	288	186	13	31	140	2
20	Alder Point Community Hall	183	122	8	23	91	0
21	St Joseph Parish-Bras d'Or	294	179	18	45	115	1
22A	St Joseph Parish-Bras d'Or	332	212	17	51	144	0

ELECTION RETURNS, 1997

(10) CAPE BRETON THE LAKES

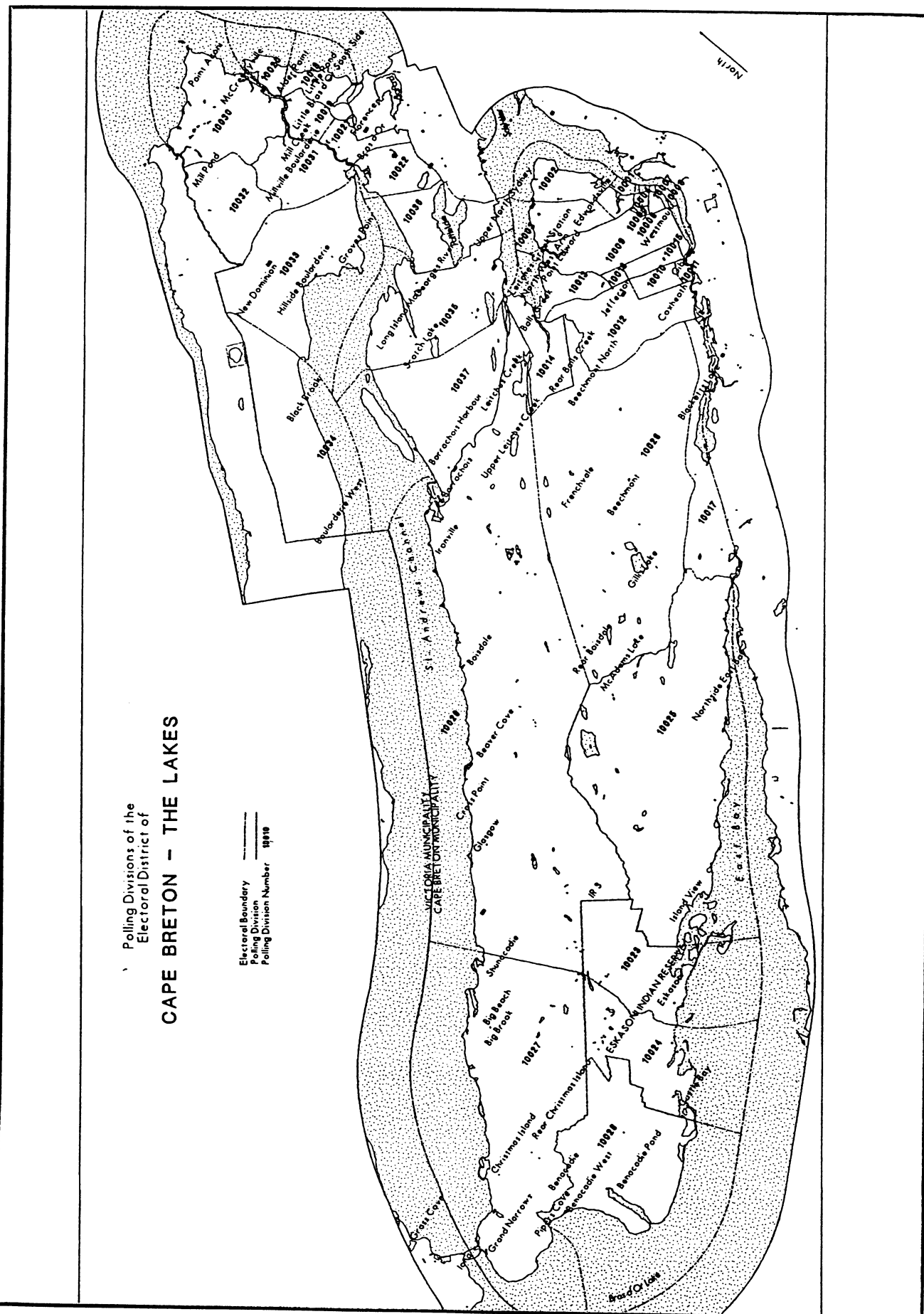
Polling Station No.	Location of Polling Station	No. of Names on Official List	Total voted (Including Rejected)	Rollie Clarke (PC)	Allan Henderson (Lib)	Helen MacDonald (NDP)	Rejected Ballots
22B	St Joseph Parish-Bras d'Or	241	167	10	46	110	1
23A	Eskasoni School Gym	216	126	6	87	30	3
23B	Eskasoni School Gym	172	77	11	47	18	1
24A	Eskasoni School Gym	342	181	12	126	43	0
24B	Eskasoni School Gym	330	151	7	97	45	2
25A	Northside East Bay Fire Hall	149	86	14	31	40	1
25B	Northside East Bay Fire Hall	252	133	11	54	68	0
26	Frenchvale Fire Hall	214	150	10	66	73	1
27	Christmas Island Fire Hall	112	68	10	36	22	0
28	Christmas Island Fire Hall	96	67	13	23	31	0
29	Boisdale Fire Hall	235	172	10	69	93	0
30	Point Aconi Comm. Ctr.	308	182	7	51	122	2
31	Point Aconi Comm. Ctr.	298	201	24	47	130	0
32A	Millville Comm. Ctr.	293	202	15	52	135	0
32B	Millville Comm. Ctr.	244	158	16	37	105	0
33	Millville Comm. Ctr.	194	124	15	44	65	0
34	S.S. Boularderie Fire Hall	285	160	11	58	91	0
35A	George's River Fire Hall	408	285	28	105	152	0
35B	George's River Fire Hall	298	234	34	60	140	0
36	St Columba - Leitches Creek	323	213	60	87	64	2
37	St Columba - Leitches Creek	247	172	38	44	89	1
Special Poll							
	East Gate Masonic Hall - Westmount	-	42	9	16	16	1

ELECTION RETURNS, 1997

(10) CAPE BRETON THE LAKES

Polling Station No.	Location of Polling Station	No. of Names on Official List	Total voted (Including Rejected)	Rollie Clarke (PC)	Allan Henderson (Lib)	Helen MacDonald (NDP)	Rejected Ballots
Advance Polls							
	Keltic Cres. Seniors Complex-Coxheath	-	222	44	92	84	2
	Bras D'or Pensioners Hall	-	251	22	83	146	0
45	Totals:	11,577	7,611	795	3,055	3,727	34
	% of Valid Votes Cast			10.50%	40.30%	49.20%	

Majority for Helen MacDonald - 672



Polling Divisions of the Electoral District of
CAPE BRETON - THE LAKES

Electoral Boundary
Polling Division
Polling Division Number 1997

ELECTION RETURNS, 1997

(17) CUMBERLAND NORTH

Polling Station No.	Location of Polling Station	No. of Names on Official List	Total voted (Including Rejected)	Ernie Fage (PC)	Dorothy Jorgensen (NDP)	Russell Scott (Lib)	Rejected Ballots
1	Fort Cumberland Manor - Amherst	304	213	122	28	62	1
2	Fort Cumberland Manor - Amherst	239	136	69	10	57	0
3	Christ Church Parish Hall - 62 Victoria St.	189	133	86	7	40	0
4	Christ Church Parish Hall - 62 Victoria St.	296	201	123	7	70	1
5	Christ Church Parish Hall - 62 Victoria St.	328	197	139	5	53	0
6	Shiretown Manor - 2 Acadia Street	280	197	122	14	61	0
7	Knights of Columbus Hall - 5 Robie St.	296	194	114	15	62	3
8	Amherst Bridge Club - 82 Willow St.	417	268	152	42	73	1
9	Amherst Bridge Club - 82 Willow St.	248	161	94	16	51	0
10	Christ Church Parish Hall - 62 Victoria St.	176	88	54	9	25	0
11	Knights of Columbus Hall - 5 Robie St.	234	133	86	22	24	1
12	Amherst Golden Years Society - 52 Croft St.	351	179	87	38	53	1
13	Amherst Golden Years Society - 52 Croft St.	180	97	61	18	18	0
14	Amherst Golden Years Society - 52 Croft St.	219	135	82	18	34	1
15	Poplar Manor - 6 Poplar St.	270	147	94	18	34	1

ELECTION RETURNS, 1997

(17) CUMBERLAND NORTH

Polling Station No.	Location of Polling Station	No. of Names on Official List	Total voted (Including Rejected)	Ernie Fage (PC)	Dorothy Jorgensen (NDP)	Russell Scott (Lib)	Rejected Ballots
16	Knights of Columbus Hall - 5 Robie St.	148	82	42	10	30	0
17	Knights of Columbus Hall - 5 Robie St.	166	76	54	9	13	0
18	Gables Lodge - 258 Church St.	161	52	23	7	20	2
19	Knights of Columbus Hall - 5 Robie St.	153	88	52	10	26	0
20	Amherst Golden Years Society - 52 Croft St.	236	130	63	24	43	0
21	LTBA Hall - 6 Mission Street	92	51	24	12	15	0
22	LTBA Hall - 6 Mission Street	118	68	34	9	24	1
23	Immanuel United Church - 25 Hickman St.	128	61	39	3	19	0
24	West Highland Manor - 3 Anson Ave.	392	207	110	40	55	2
25	LTBA Hall - 6 Mission Street	202	93	58	16	19	0
26	Immanuel United Church - 25 Hickman St.	194	106	58	28	20	0
27	Masonic Hall - 20 Lawrence St.	171	75	43	6	26	0
28	Centennial Manor - 81 Victoria St. W.	203	131	76	16	39	0
29	Masonic Hall - 20 Lawrence St.	237	114	63	14	36	1
30	Masonic Hall - 20 Lawrence St.	168	92	44	16	32	0
31	Masonic Hall - 20 Lawrence St.	182	100	60	20	17	3
32	Gateway Parklands - 1434 Fort Lawrence Rd.	165	119	77	10	32	0
33	Wandlyn Inn, Room No. 142	230	155	101	13	41	0
34	Municipal County Bldg.	273	167	100	21	46	0

ELECTION RETURNS, 1997

(17) CUMBERLAND NORTH

Polling Station No.	Location of Polling Station	No. of Names on Official List	Total voted (Including Rejected)	Ernie Fage (PC)	Dorothy Jorgensen (NDP)	Russell Scott (Lib)	Rejected Ballots
35	Nappan United Church	313	189	122	30	34	3
36	Royal Canadian Legion, Maccan	282	152	93	23	33	3
37	Fenwick United Church	303	217	158	31	28	0
38	Amherst Golf Club	228	119	76	9	34	0
39A	Amherst Golf Club	242	150	94	6	49	1
39B	Amherst Golf Club	258	154	111	6	37	0
40A	Municipal Building	224	133	110	4	19	0
40B	Municipal Building	227	163	123	12	25	3
41	Sunrise Trinity United Church	276	177	121	19	36	1
42	Tidnish Community Centre	325	220	132	18	70	0
43	Lorneville United Church	175	107	69	17	19	2
44	Northport Community Centre	126	71	36	14	21	0
45	Linden Community Centre	274	156	98	17	40	1
46	Pugwash Village Commission	96	66	37	8	20	1
47	Pugwash Masonic Hall - Pugwash	180	100	51	19	29	1
48	Pugwash Masonic Hall - Pugwash	146	42	24	9	8	1
49	Pugwash Village Commission	114	56	25	15	15	1
50	East Cumberland Lodge - Pugwash	72	15	10	2	2	1
51	Pugwash Village Commission	116	79	39	19	21	0
52	Pugwash Masonic Hall	173	43	21	8	12	2
53	Pugwash Village Commission	341	126	74	33	19	0
54	East Cumberland Lodge - Pugwash	214	95	59	19	17	0

ELECTION RETURNS, 1997

(17) CUMBERLAND NORTH

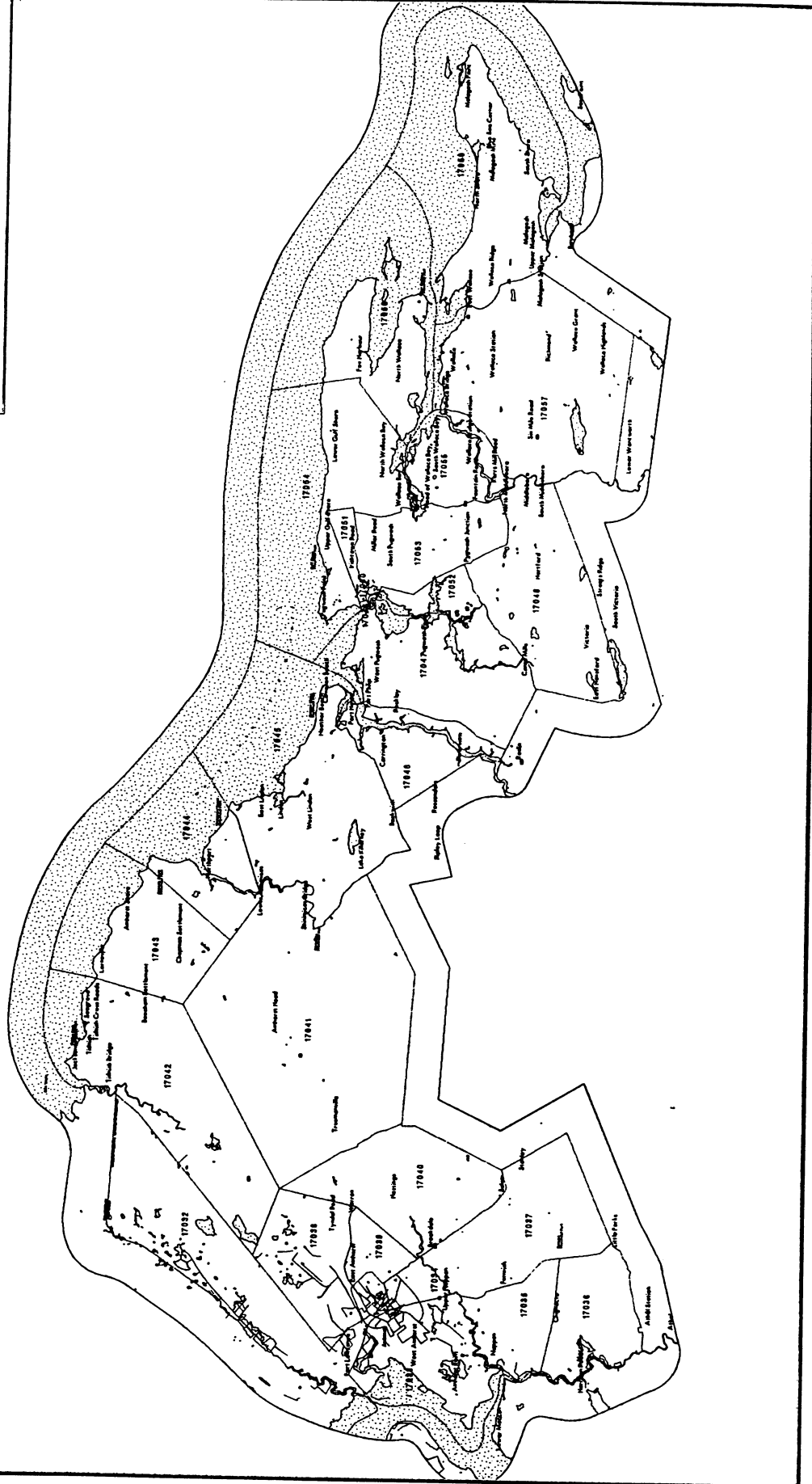
Polling Station No.	Location of Polling Station	No. of Names on Official List	Total voted (Including Rejected)	Ernie Fage (PC)	Dorothy Jorgensen (NDP)	Russell Scott (Lib)	Rejected Ballots
55	Wallace Masonic Hall	132	39	20	8	11	0
56	Wallace Community Hall	119	47	32	6	9	0
57	Wallace Community Hall	367	137	79	19	39	0
58	Malagash Mines Community Hall	347	144	83	22	39	0
Special Poll							
	93 Victoria St. E, Amherst	-	86	59	6	20	1
Advance Polls							
	Trinity St. Stephens United Church - Amherst	-	82	52	14	16	0
	Pugwash Village Commission	-	521	340	50	131	0
60	Totals:	13,316	8,132	4,954	1,014	2,123	41
% of Valid Votes Cast				61.2%	12.5%	26.2%	

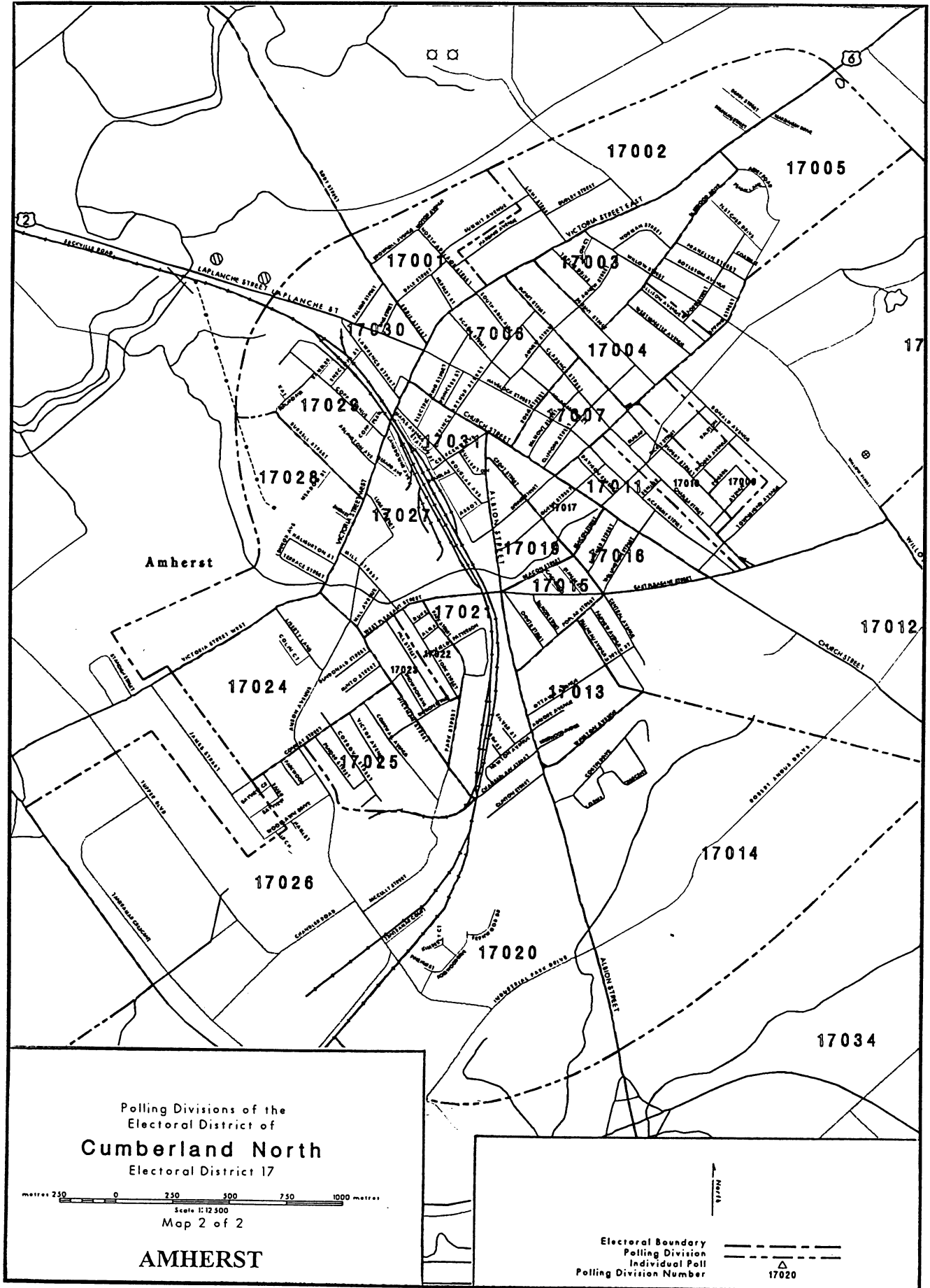
Majority for Ernie Fage - 2,831

Electoral Boundary
 Polling Division
 Individual Poll
 Polling Division Number
 17020

Polling Divisions of the
 Electoral District of
CUMBERLAND NORTH
 Electoral District 17

4 km
 1:50,000
 Map 1 of 2





ELECTION RETURNS, 1997

(29) HALIFAX CITADEL

Polling Station No.	Location of Polling Station	No. of Names on Official List	Total voted (Including Rejected)	Kate Carmichael (PC)	Peter Delefes (NDP)	Ed Kinley (Lib.)	Idris Madar (Ind)	Rejected Ballots
1	5651 Oglivie St. (Oglivie Towers)	353	167	55	49	61	2	0
2	5651 Oglivie St. (Oglivie Towers)	124	51	13	19	19	0	0
3	Tower Road School	252	94	19	42	33	0	0
4	Tower Road School	317	78	4	39	35	0	0
5	Tower Road School	193	37	9	15	13	0	0
7	St. Francis School	257	124	30	38	56	0	0
8	St. Francis School	259	141	48	42	49	1	1
9	Canadian Martyrs Parish Hall	205	101	39	30	31	1	0
10	Tower Road School	67	39	16	2	21	0	0
11	Loyola Bldg. - St. Mary's University	305	51	16	11	23	1	0
11A	Loyola Bldg.-St. Mary's University	310	32	8	9	14	1	0
12	St. Francis School	210	152	39	40	69	2	2
13	Gorsebrook School	223	142	40	24	77	0	1
14	Gorsebrook School	186	108	27	40	41	0	0
15	Gorsebrook School	308	160	39	53	67	1	0
16	Gorsebrook School	167	83	18	36	29	0	0
17	Gorsebrook School	173	76	22	31	23	0	0
18	Gorsebrook School	50	22	4	7	11	0	0
19	Peter Green Hall	132	97	16	33	45	3	0
20	St. Francis School	251	46	9	21	16	0	0
21	South Tower Apartments	115	53	21	8	24	0	0
22	St. Francis School	85	26	8	11	7	0	0

ELECTION RETURNS, 1997

(29) HALIFAX CITADEL

Polling Station No.	Location of Polling Station	No. of Names on Official List	Total voted (Including Rejected)	Kate Carmichael (PC)	Peter Delefes (NDP)	Ed Kinley (Lib.)	Idris Madar (Ind)	Rejected Ballots
23	Canadian Martyrs Parish Hall	373	57	6	34	16	1	0
24	Kingsbury Apartments	110	77	22	30	25	0	0
25	Canadian Martyrs Parish Hall	212	55	9	25	20	0	1
26	1030 South Park St.(Somerset Apart)	225	104	26	43	31	3	1
27	Tower Road School	151	12	4	4	4	0	0
28	Canadian Martyrs Parish Hall	113	32	2	17	13	0	0
29	Canadian Martyrs Parish Hall	79	35	10	10	15	0	0
30	Canadian Martyrs Parish Hall	190	50	6	28	16	0	0
31	Colonial Nursing Home	19	12	2	3	7	0	0
32	Tower Road School	169	48	13	23	11	0	1
33	St. Mary's School	287	68	16	33	17	2	0
34	5415 Victoria Rd.(S.Point Apart)	247	88	34	30	22	0	2
36	Joseph Howe Manor	177	137	33	40	62	2	0
37	St. Mary's School	116	37	9	22	6	0	0
38	St. Mary's School	256	55	7	32	16	0	0
38A	St. Mary's School	250	57	15	27	15	0	0
39	Spencer House (5596 Morris St.)	140	39	10	23	6	0	0
40	1186 Queen St. (MacKeen Manor)	141	93	30	15	45	3	0
41	5599 Fenwick St. (Fenwick Towers)	83	28	3	15	10	0	0
42	5599 Fenwick St. (Fenwick Towers)	55	12	3	5	4	0	0

ELECTION RETURNS, 1997

(29) HALIFAX CITADEL

Polling Station No.	Location of Polling Station	No. of Names on Official List	Total voted (Including Rejected)	Kate Carmichael (PC)	Peter Delefes (NDP)	Ed Kinley (Lib.)	Idris Madar (Ind)	Rejected Ballots
43	5599 Fenwick St. (Fenwick Towers)	175	13	3	4	6	0	0
44	St. Mary's School	313	70	13	42	14	0	1
45	St. Mary's School	172	51	3	36	12	0	0
46	1263 Queen St. (Fort Massey Aparts)	288	87	15	41	29	2	0
47	5598 Morris St. (Spencer House)	240	43	4	24	15	0	0
48	5264 Morris St.(Winchester Plaza Aparts)	115	82	15	30	35	1	1
49	5596 Morris St., (Spencer House)	90	20	1	15	3	1	0
50/50 A	St. Mary's School	487	90	27	34	27	2	0
51	St. Mary's School	122	11	3	6	1	1	0
52/53	St. Mary's School	242	77	18	31	27	1	0
54	5596 Morris St. (Spencer House)	362	72	7	31	33	1	0
55	1333 South Park St.(Park Victoria)	125	74	21	23	30	0	0
56	1333 South Park St.(Park Victoria)	139	91	23	36	30	0	2
57	1333 South Park St.(Park Victoria)	195	111	27	36	47	1	0
58	Canadian Martyrs Parish Hall	161	45	8	27	9	1	0
59	1470 Summer St. (Summer Gardens)	180	124	38	15	69	1	1
60	Canadian Martyrs Parish Hall	265	52	14	20	18	0	0
61	5770 Spring Garden Rd.	217	147	41	36	69	1	0
62	5770 Spring Garden Rd.	57	18	6	7	5	0	0

ELECTION RETURNS, 1997

(29) HALIFAX CITADEL

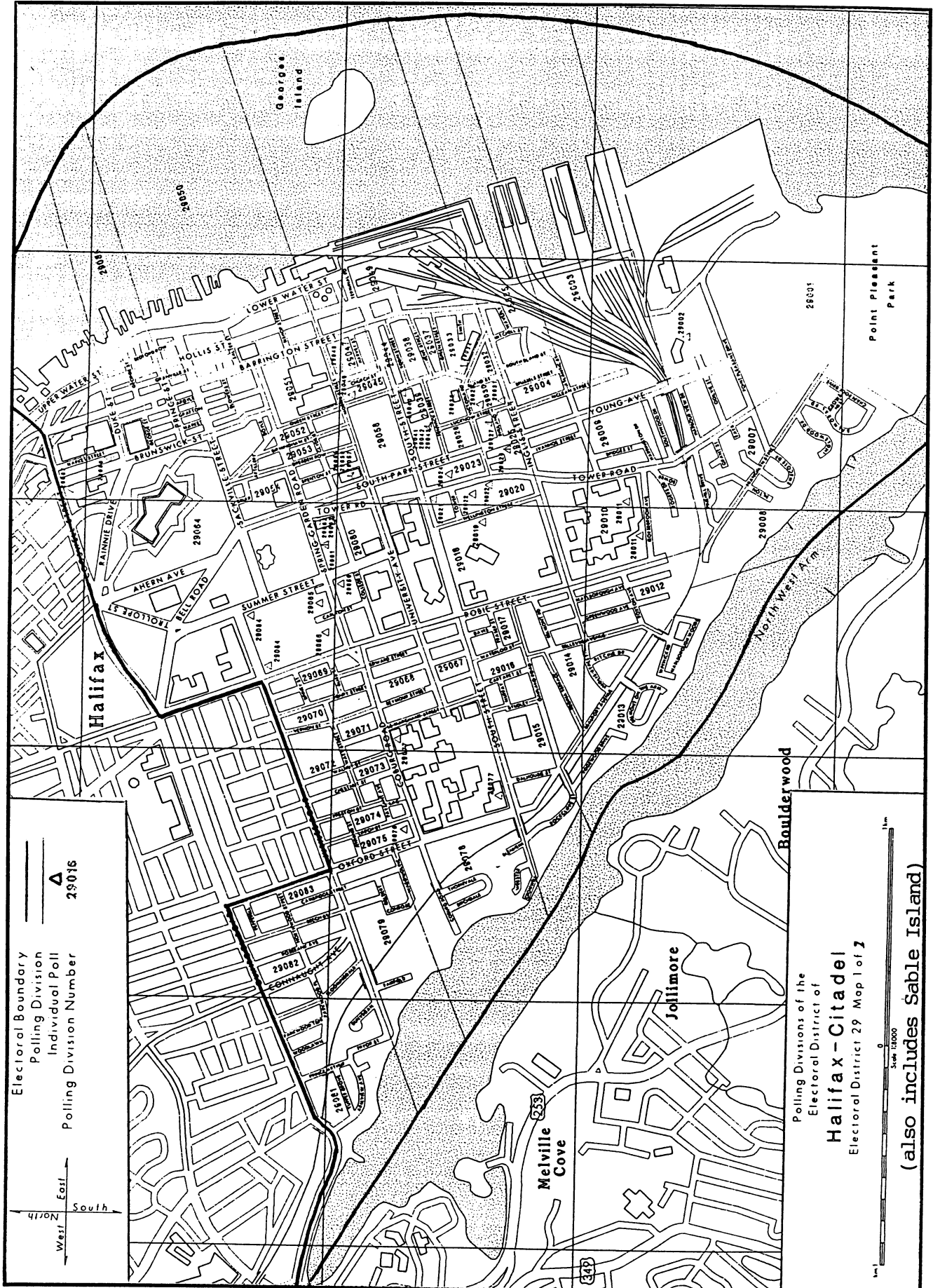
Polling Station No.	Location of Polling Station	No. of Names on Official List	Total voted (Including Rejected)	Kate Carmichael (PC)	Peter Delefes (NDP)	Ed Kinley (Lib.)	Idris Madar (Ind)	Rejected Ballots
63	5770 Spring Garden Rd.	67	31	7	14	10	0	0
64	Le-Marchant-St. Thomas School	87	14	3	6	5	0	0
65	5885 Spring Garden Rd.(Spring Gard Terr)	197	138	37	23	76	2	0
66	5959 Spring Garden Rd.(Embassy Towers)	170	117	34	38	43	2	0
67	Le-Marchant-St. Thomas School	210	65	17	20	25	3	0
68	Le-Marchant-St. Thomas School	217	64	12	33	17	1	1
69	Le-Marchant-St. Thomas School	244	100	24	45	31	0	0
70	Le-Marchant-St. Thomas School	243	139	39	61	38	0	1
71	Le-Marchant-St. Thomas School	170	69	18	39	12	0	0
72	1589 Walnut St (Ecole Beaufort School)	310	161	36	66	55	3	1
73	1589 Walnut St (Ecole Beaufort School)	161	75	16	37	21	1	0
74	1589 Walnut St (Ecole Beaufort School)	227	68	11	33	23	0	1
75	1589 Walnut St (Ecole Beaufort School)	205	80	23	34	23	0	0
76	6369 Coburg Rd., (Coburg Place)	117	83	23	20	39	0	1
77	6230 Coburg Rd., (Howe Hall)	190	46	5	8	26	3	4
77A	Sheriff Hall/Eliza Hall	363	78	21	23	32	1	1
78	Ecole Beaufort School	168	88	26	24	37	1	0
78A	Kings' College	246	38	4	23	10	0	1
79	Ecole Beaufort School	178	112	17	34	60	1	0
80/81	Sir Charles Tupper School (also Sable Island)	215	150	40	34	75	1	0

ELECTION RETURNS, 1997

(29) HALIFAX CITADEL

Polling Station No.	Location of Polling Station	No. of Names on Official List	Total voted (Including Rejected)	Kate Carmichael (PC)	Peter Delefes (NDP)	Ed Kinley (Lib.)	Idris Madar (Ind)	Rejected Ballots
82	Sir Charles Tupper School	217	145	25	33	85	2	0
83	Sir Charles Tupper School	185	112	23	53	35	0	1
84	Camp Hill Memborial Hospital	144	39	15	7	17	0	0
84A	Abby Lane Memorial Hospital	51	20	3	3	14	0	0
85/86	1881 Brunswick St. (The Plaza)	181	81	23	20	38	0	0
87	2001 Brunswick St. (MacKeen Tower)	117	60	14	27	18	1	0
87A	1991 Brunswick St., (Scotia Tower)	248	98	16	43	37	2	0
Special Polls								
	5121 Sackville St.	-	56	12	21	23	0	0
	5121 Sackville St.	-	74	19	35	20	0	0
Advance Polls								
	5121 Sackville St.	-	96	16	32	47	1	0
	5121 Sackville St.	-	98	21	26	50	0	1
Returning Officer's Poll								
	5121 Sackville St.	-	215	65	78	72	0	0
	5121 Sackville St.	-	215	51	84	77	2	1
88	Totals:	17008	7,279	1,763	2,630	2,795	63	28
% of Valid Votes Cast				24.3%	36.3%	38.5%	09%	

Majority for Ed Kinley - 165



— Electoral Boundary
 — Polling Division
 ▲ Individual Poll
 29016 Polling Division Number

West East
 North South

Polling Divisions of the
 Electoral District of
Halifax - Citadel
 Electoral District 29 Map 1 of 2

1:10,000
 0 1 km

(also includes Sable Island)

List of Communities

Cape Breton North	Boularderie West	Little Bras D'or Southside
Centreville	Bras D'or	Little Pond
Florence	Castle Bay	Long Island Main
North Sydney	Christmas Island	MacDougals Point
Sydney Mines	Cossit Point	MacMillans Point
	Coxheath	MacNeils Beach
Cape Breton The Lakes	Cross Point	McAdams Lake
Alder Point	Edwardsville	McCreadyville
Balls Creek	Eskasoni	McLeanville
Barrachois	Frenchvale	Mill Creek
Barrachois Harbour	George's River	Mill Pond
Beaver Cove	George's River Station	Millville Boularderie
Beaver Cove Station	Gibbon	Neilban Cove
Beechmont	Gillis Lake	New Dominion
Beechmont North	Glasgow	North West Arm
Benacadie	Grand Narrows	Northside East Bay
Benacadie Pond	Groves Point	Pipers Cove
Benacadie West	Hillside Boularderie	Point Aconi
Big Beach	Ironville	Point Edward
Big Brook	Island View	Rear Balls Creek
Black Brook	Jefferson	Rear Boisdale
Blackettes Lake	Leitches Creek	Rear Christmas Island
Boisdale	Leitches Creek Station	Scotch Lake

List of Communities

Shunacadie	East Hansford	Malagash Mine
Upper Leitches Creek	East Linden	Malagash Point
Upper North Sydney	East Wallace	Malagash Station
Watson	Fenwick	McLeans Point
Westmount	Fort Lawrence	Middleboro
	Fountain Road	Miller Road
Cumberland North	Fox Harbour	Nappan
Amherst	Hartford	North Middleboro
Amherst Point	Hastings	North Port
Amherst Shore	Head of Amherst	North Shore
Beckwith	Head of Wallace Bay	North Wallace
Beecham Settlement	Heather Beach	North Wallace Bay
Biglow Point	Irishtown Road	Port Howe
Blue Sea Corner	Jacksons Point	Port Philip
Brookdale	Kerrs Mill Road	Pugwash
Cameron Beach	Lake Killarney	Pugwash Junction
Cantwell Point	Linden	Pugwash River
Carrington	Lorneville	Richmond
Chapman Settlement	Lower Shinimecas	Riverview
Chignecto	Maccan	Rochehead
Conn Mills	Malagash	Rockley
East Amherst	Malagash Centre	

List of Communities

Salem	Wallace Grant
Seagrove	Wallace Highlands
Shinimecas Bridge	Wallace Ridge
Six Mile Road	Wallace Station
South Middleboro	Warren
South Pugwash	West Amherst
South Shore	West Linden
South Wallace Bay	West Pugwash
Stonehouse	
Tidnish	Halifax Citadel
Tidnish Bridge	Halifax (Part of)
Tidnish Crossroads	Sable Island
Truemanville	
Upper Gulf Shore	
Upper Malagash	
Upper Nappan	
Victoria	
Wallace	
Wallace Bay	
Wallace Bridge	
Wallace Bridge Station	

BY – ELECTION EXPENSES OF PARTIES

<u>Party</u>	<u>Hire of Premises</u>	<u>Services</u>	<u>Travelling Expenses</u>	<u>Goods Supplied</u>	<u>Advertising</u>	<u>Other</u>	<u>Disputed Claims</u>	<u>Total Expenses</u>
Nova Scotia Liberal Party	\$ 0.00	\$ 0.00	\$ 328.48	\$ 186.05	\$ 162.00	\$ 0.00	\$ 0.00	\$ 676.53
Nova Scotia New Democratic Party								
Cape Breton North	0.00	0.00	301.60	0.00	0.50	0.00	0.00	302.10
Cape Breton The Lakes	0.00	30.00	0.00	0.00	0.00	0.00	0.00	30.00
Cumberland North	0.00	40.00	28.50	0.00	77.28	0.00	0.00	145.78
Halifax Citadel	0.00	0.00	161.90	330.05	302.45	0.00	0.00	794.40
Progressive Conservative Party of Nova Scotia	102.13	4,116.31	1,702.14	1,388.72	5,430.99	0.00	0.00	12,740.29
TOTALS	102.13	4,186.31	2,522.62	1,904.82	5,973.22	0.00	0.00	14,689.10

ELECTION EXPENSES OF CANDIDATES

Candidates	Personal Expenses		Hire of Premises		Services		Travelling Expenses		Goods Supplied		Advertising		Other		Total Expenses		Portion Reimbursed		
	\$		\$		\$		\$		\$		\$		\$		\$		\$		
Cape Breton North																			
Laffin, Danny (PC)	838.77		2,288.00		387.75		250.00		1,388.83		8,446.21		3,703.25		17,302.81				0.00
MacKinnon, Archie (NDP)	0.00		771.93		14,516.95		2,968.22		998.74		6,668.90		91.24		26,015.98				13,275.11
MacLellan, Russell (Lib)	0.00		1,000.00		4,088.50		660.00		3,117.02		17,776.71		75.00		26,717.23				13,275.11
Cape Breton The Lakes																			
Clarke, Rollie (PC)	0.00		1,602.45		4,254.15		0.00		1,599.10		5,540.46		0.00		12,996.16				0.00
Henderson, Allan (Lib)	281.39		0.00		2,622.08		5,234.14		1,308.82		28,375.90		1,356.18		39,178.51				12,618.93
MacDonald, Helen (NDP)	0.00		580.00		13,472.37		144.68		1,301.30		6,931.71		1,980.00		24,410.06				12,618.93
Cumberland North																			
Fage, Ernie (PC)	0.00		1,405.00		3,821.33		0.00		4,359.40		18,551.57		215.48		28,352.78				14,514.44
Jorgense, Dorothy (NDP)	14.09		700.00		6,247.97		0.00		2,367.58		3,274.92		3,261.81		15,866.37				0.00
Scott, Russell B. (Lib)	549.67		1,100.00		4,128.45		729.11		1,972.97		23,564.23		0.00		32,044.43				14,514.44
Halifax Citadel																			
Carmichael, Kate (PC)	0.00		1,329.08		13,839.43		0.00		457.35		20,338.09		446.80		36,410.75				18,538.72
Defeyes, Peter (NDP)	0.00		2,242.50		13,619.81		0.00		1,020.73		8,886.02		39.90		25,808.96				18,538.72
Kinley, Ed (Lib)	0.00		1,985.30		3,726.13		0.00		2,213.37		36,945.26		713.61		45,583.67				18,538.72
Madar, Idris (Ind)	No report filed																		0.00
TOTALS	1,683.92		15,004.26		84,724.92		9,986.15		22,105.21		185,299.98		11,883.27		330,687.71				136,433.12